

Model 5400 Intelligent Operator Interface

Industry's First Linux-Based Operator Interface: Bringing rugged software and hardware together!

- Drivers for PLCs and Motion Controllers
- Programmable
- Alarms & Recipes

With a large 8.4" color TFT display, and multiple communication ports, the Model 5400 is ideally suited for applications that require operator input and prompting, process monitoring, and connection to other controls and process equipment.

Configure the Model 5400 with WinBuild 5000 – ESA Technology's easy-to-use HMI and Control software tool. WinBuild 5000 enables a complete program to be generated on your PC in a Windows point-and-click environment. The use of powerful pseudocodes (macros), and the ability to embed multitasking BASIC into the program give provide maximum flexibility and performance.

The Model 5400 has powerful **TCP/IP Networking** features that allow you to connect your HMI to your LAN and to remote host PCs, IO, motion control modules, etc.

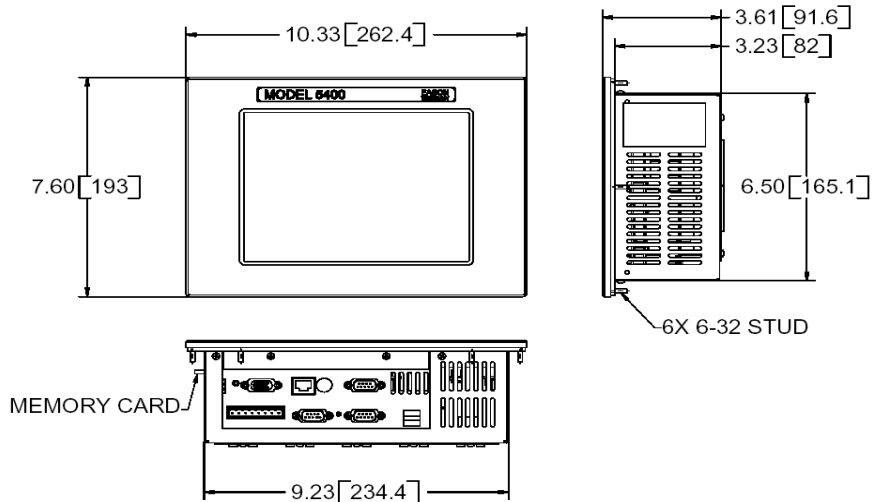
Add **6500 Family Ethernet I/O Modules** achieve a customized solution. Modules include counters, analog, digital I/O, even 4-axis servo or stepper control. PC104 expansion also allows embedded I/O and motion control capability for an integrated solution.

Communicate with PLCs, Motion Controllers, Bar Code Readers, Vision Systems, and other serial devices easily using the communication drivers and pseudocodes built into WinBuild 5000.

The standard **Display** is a high contrast, high color, 8.4" diagonal color TFT LCD SVGA (800x600).



Dimension: inches [mm]



Operator Entry is performed via analog resistive touchscreen, with pop-up dialog boxes used for alpha and numeric data entry.

The Model 5400 is NEMA 4/12 rated (4X optional) when panel mounted, and is designed to withstand tough factory environments.

Standard connections include 2 serial RS232 ports and 1 RS422/485 port, 1 programming port,


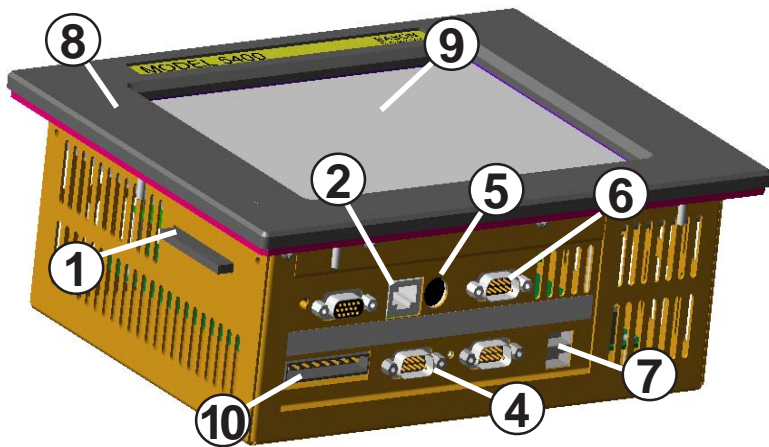
keyboard port, USB, and a 10/100 baseT Ethernet port.

At 10.3" W x 7.6"H X 3.6"D, the Model 5400 takes up minimal panel and cabinet space. Operating temperature range is 0-50C. Input power is 18-30VDC, 20W.



Specifications

CPU	Embedded 300MHz Geode GXI	5 KEYBOARD PORT	PS-2 keyboard connector standard
DRAM	64MB standard.	6 PROGRAMMING PORT	RS232, 9 pin D-connector (Ethernet port also available for downloads and programming)
1 REMOVABLE COMPACT FLASH	- 32MB standard - up to 1GB optional	7 USB PORT	2 ports
BB RAM	128KB - standard	8 FRONT BEZEL	Aluminum front panel bezel. Stainless steel available as an option.
2 ETHERNET PORT	10/100baseT (RJ45)	HOUSING	Rear housing is constructed of formed, plated steel.
ETHERNET I/O MODULES (optional)	- Digital I/O - Analog I/O - Counter - 4 axis servo/stepper	9 DISPLAY	8.4" SVGA TFT (800x600 high-color, 300 nits)
3 PC104 EXPANSION (1 slot std) (3 slot opt)	- Additional Serial Ports - Motion Control - Servo - Stepper	TOUCH SCREEN	Full analog resistive touch screen
4 SERIAL PORTS	COM1 RS232: 9 pin D-connector COM2 RS232: 9 pin D-connector COM3 RS422/485: Screw terminal	10 POWER	18 - 30 VDC, 20W
		ENVIRONMENT	0 to 50 C - Operating -20 to +60 C - Storage 5% to 95% RH, non-condensing
		WEIGHT	6.1 lb (2.8kg)



ESA Technology, Inc

7975 Cameron Drive, Bldg 300, Windsor CA 95492

Tel. 707-837-0120 Fax 707-837-2742

<http://www.esatechnology.com>, e-mail: info@esatechnology.com